

FLOS



05.2152.14ADA Black/Black/Copper

Light Shadow Surface Dali Version 4 Spots Optic Medium NEW

Designed by FLOS Architectural

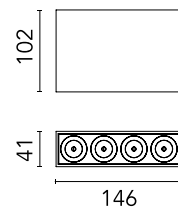


LED - Power LED - 10.8W - 821lm - 2700K - CRI> 90 - Beam° 20

Surface luminaire with 4 LED lighting spots. Power source 220-240V incorporated.

Are you a professional and your project needs consulting and support?

[BOOK AN APPOINTMENT](#)



Main specifications

Mounting	Surface
Environments	Indoor dry location
LED type	Power LED
Lamp category	LED
Number of heads	1
Power (W)	10.8
Source flux (lm)	1080
System flux (lm)	821

Physical

Colour	Black/Black/Copper
Orientation	Fixed
Length (mm)	146
Net weight (kg)	0.8
Package height (mm)	6
Package width (mm)	13
Package length (mm)	21
IP internal	44

Download

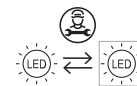
Mounting instructions [↓ PDF](#)

Photometric Files

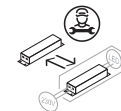
LDT / IES [↓ ZIP](#)



Ecodesign and Energy Labelling

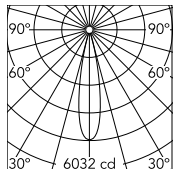


Replaceable (LED only) light source by a professional



Replaceable control gear by a professional

Schematic light drawing



Beam Angle: 21°

h(m)	E(lx)	D(m)
1	6032	0.37
2	1508	0.74
3	670	1.11
4	377	1.48
5	242	1.84

Luminous flux luminaire
821 lm (EXTREME CUT OFF)

Photometric

Lighting type	Direct
Light distribution	Symmetric
CCT (K)	2700
CRI>	90
LED Life / Failure Ratio	L80B50
Beam angle C0-180 (°)	20
Beam angle C90-270 (°)	20

Electrical

Insulation class	I
Frequency (Hz)	50/60
Main voltage (Vac)	220
Alternating current voltage (Vac)	230
Forward voltage (V)	12
LED voltage Vf (Vdc)	12
Driver	Integrated
Dimmable	Yes
Dimming type	Dimmable DALI 1