

PLANO PETIT 2.0

02-Jul-2019

2.0 LED

LED 2x6W | 350mA | COB 3-step | excl. power supply

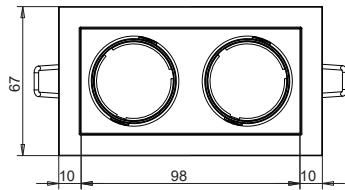
CE IP20 10.3m 34° 25°/25° 355°

white texture	162261W_
black texture	162261B_
bronze	162261Q_

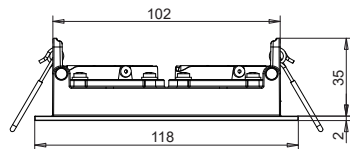
LIGHT COLOUR

2700K >90CRI 2x580lm 18V	3
3000K >90CRI 2x610lm 18V	5
1800-2700K >95CRI 2x360lm 15V	9

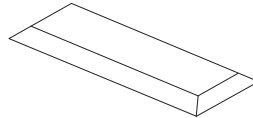
side view




bottom view



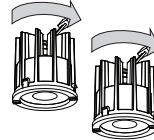
①



②

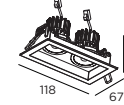


④



DIMENSIONS

2.0 LED



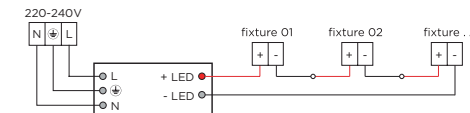
MOUNTING INSTRUCTION

- ① Make a hole in the ceiling according to the prescribed dimensions.

POWER CONNECTION

- ② SERIAL CONNECTION - for LED

Always use POWER SUPPLY according to the specifications of the LED-module



- ③ Insert the fixture in the hole
- ④ Fix LED-modules into the fixture.



WEVER & DUCRÉ
LIGHTING

www.weverducre.com

Wever & Ducre bvba Spinnerijstraat 99/21 8500 Kortrijk

**INSTALLATION
INSTRUCTIONS**